

CMPESD24CA**SURFACE MOUNT SILICON
DUAL, BI-DIRECTIONAL
ESD PROTECTION DIODE**www.centrasemi.com**DESCRIPTION:**

The CENTRAL SEMICONDUCTOR CMPESD24CA is a low capacitance, dual, bi-directional ESD protection diode. This device is designed to protect two data lines against ESD damage.

MARKING CODE: 24CA**SOT-23 CASE****APPLICATIONS:**

- Data line protection
- User interface protection
- Charging/power port protection

FEATURES:

- Dual data line protection
- Low capacitance
- Low leakage current

MAXIMUM RATINGS: ($T_A=25^\circ\text{C}$)

Peak Power Dissipation (8x20 μs)	210	W
Electrical Fast Transient (IEC 61000-4-4) (5x50ns)	40	A
ESD Voltage (IEC 61000-4-2, Air)	20	kV
ESD Voltage (IEC 61000-4-2, Contact)	20	kV
Operating Junction Temperature	-55 to +125	$^\circ\text{C}$
Storage Temperature	-55 to +150	$^\circ\text{C}$

SYMBOL**UNITS**

P_{PK}	210	W
EFT	40	A
V_{ESD}	20	kV
V_{ESD}	20	kV
T_J	-55 to +125	$^\circ\text{C}$
T_{stg}	-55 to +150	$^\circ\text{C}$

ELECTRICAL CHARACTERISTICS: ($T_A=25^\circ\text{C}$)

Maximum Reverse Stand-off Voltage V_{RWM}	Breakdown Voltage		Test Current I_T	Maximum Reverse Leakage Current $I_R @ V_{RWM}$	Maximum Clamping Voltage (8x20 μs) $V_C @ I_{PP}$		Typical TLP Clamping Voltage (Note 1) $V_{CL} @ I_{PP}$		Typical Dynamic Resistance (Note 1) R_{DYN}	Typical Junction Capacitance @ 0V Bias C_J
	MIN V	MAX V			V	A	V	A		
24	25.4	30.3	5.0	50	70	3.0	35 41.9	4.0 13	1.3	9.9

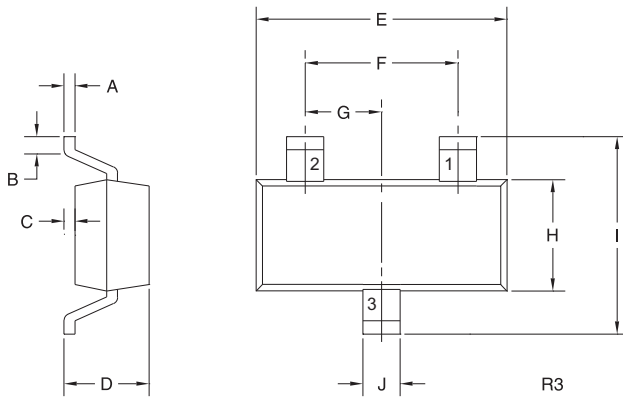
Note 1: Transmission Line Pulse (TLP) conditions: $Z_0=50\Omega$, $t_p=100\text{ns}$

CMPESD24CA

SURFACE MOUNT SILICON
DUAL, BI-DIRECTIONAL
ESD PROTECTION DIODE



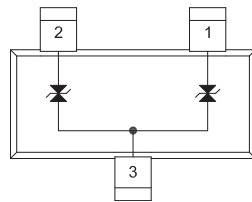
SOT-23 CASE - MECHANICAL OUTLINE



SYMBOL	INCHES		MILLIMETERS	
	MIN	MAX	MIN	MAX
A	0.003	0.007	0.08	0.18
B	0.006	-	0.15	-
C	-	0.005	-	0.13
D	0.035	0.043	0.89	1.09
E	0.110	0.120	2.80	3.05
F	0.075		1.90	
G	0.037		0.95	
H	0.047	0.055	1.19	1.40
I	0.083	0.098	2.10	2.49
J	0.014	0.020	0.35	0.50

SOT-23 (REV: R3)

PIN CONFIGURATION

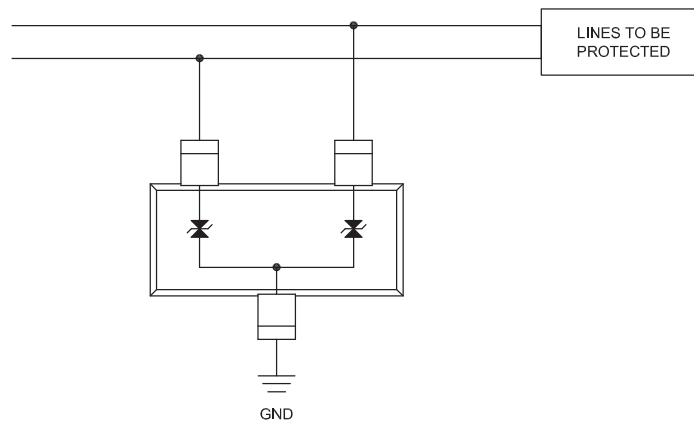


LEAD CODE:

- 1) Input 1
- 2) Input 2
- 3) Ground

MARKING CODE: 24CA

Application example:



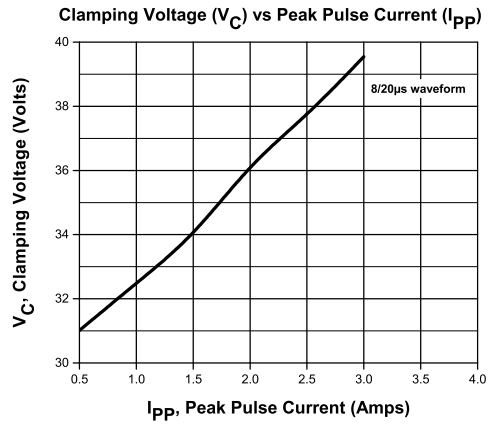
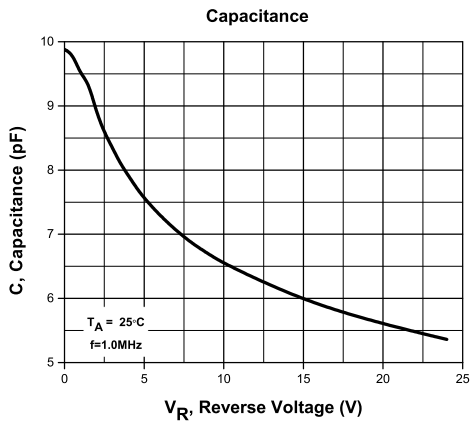
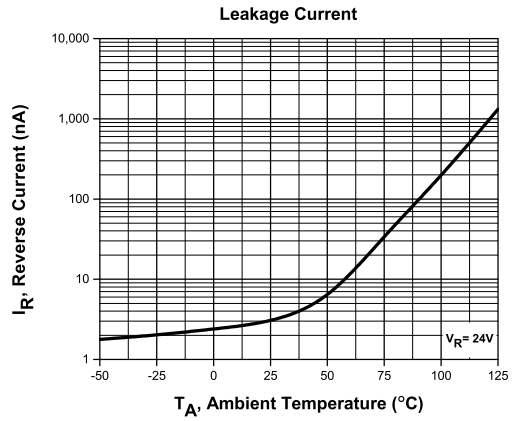
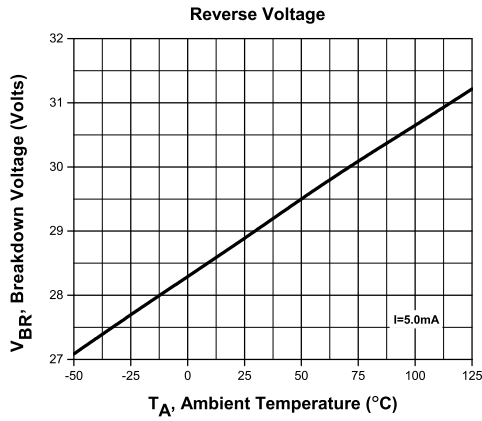
R4 (5-November 2015)

CMPESD24CA

SURFACE MOUNT SILICON
DUAL, BI-DIRECTIONAL
ESD PROTECTION DIODE



TYPICAL ELECTRICAL CHARACTERISTICS



R4 (5-November 2015)

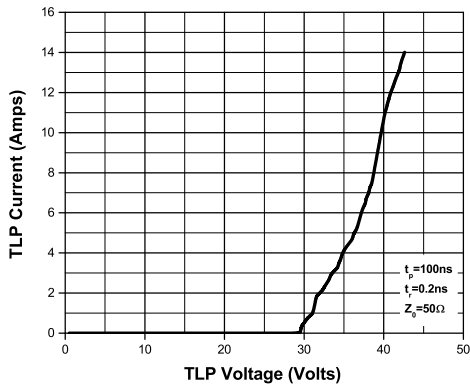
CMPESD24CA

SURFACE MOUNT SILICON
DUAL, BI-DIRECTIONAL
ESD PROTECTION DIODE

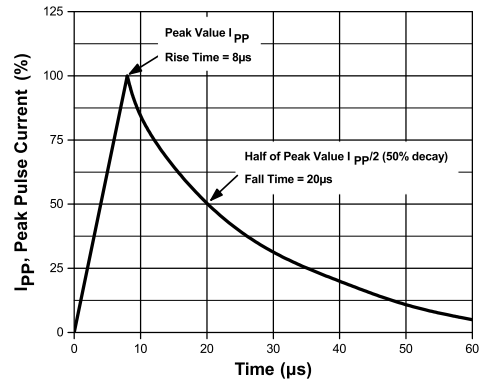


TYPICAL ELECTRICAL CHARACTERISTICS

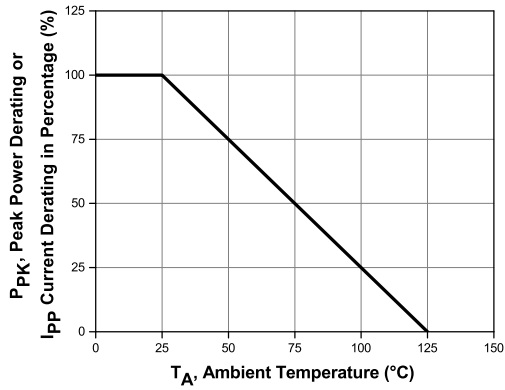
TLP Characteristic



8x20µs Pulse Current Waveform



Normalized Power & Current Derating



R4 (5-November 2015)

OUTSTANDING SUPPORT AND SUPERIOR SERVICES



PRODUCT SUPPORT

Central's operations team provides the highest level of support to insure product is delivered on-time.

- Supply management (Customer portals)
- Inventory bonding
- Consolidated shipping options
- Custom bar coding for shipments
- Custom product packing

DESIGNER SUPPORT/SERVICES

Central's applications engineering team is ready to discuss your design challenges. Just ask.

- Free quick ship samples (2nd day air)
- Online technical data and parametric search
- SPICE models
- Custom electrical curves
- Environmental regulation compliance
- Customer specific screening
- Up-screening capabilities
- Special wafer diffusions
- PbSn plating options
- Package details
- Application notes
- Application and design sample kits
- Custom product and package development

CONTACT US

Corporate Headquarters & Customer Support Team

Central Semiconductor Corp.
145 Adams Avenue
Hauppauge, NY 11788 USA
Main Tel: (631) 435-1110
Main Fax: (631) 435-1824
Support Team Fax: (631) 435-3388
www.centalsemi.com

Worldwide Field Representatives:
www.centalsemi.com/wwreps

Worldwide Distributors:
www.centalsemi.com/wwdistributors

For the latest version of Central Semiconductor's **LIMITATIONS AND DAMAGES DISCLAIMER**, which is part of Central's Standard Terms and Conditions of sale, visit: www.centalsemi.com/terms